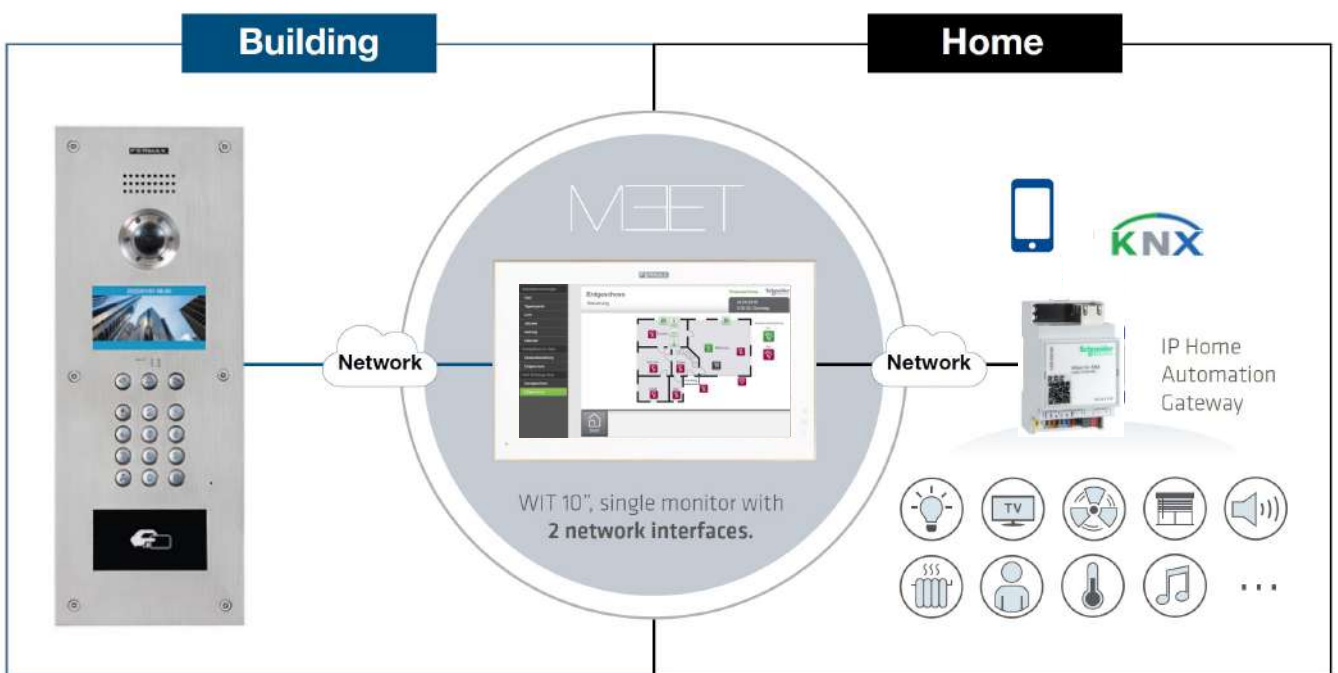


SUCCESS CASE

MEET IP INTERCOM AND WISER FOR KNX



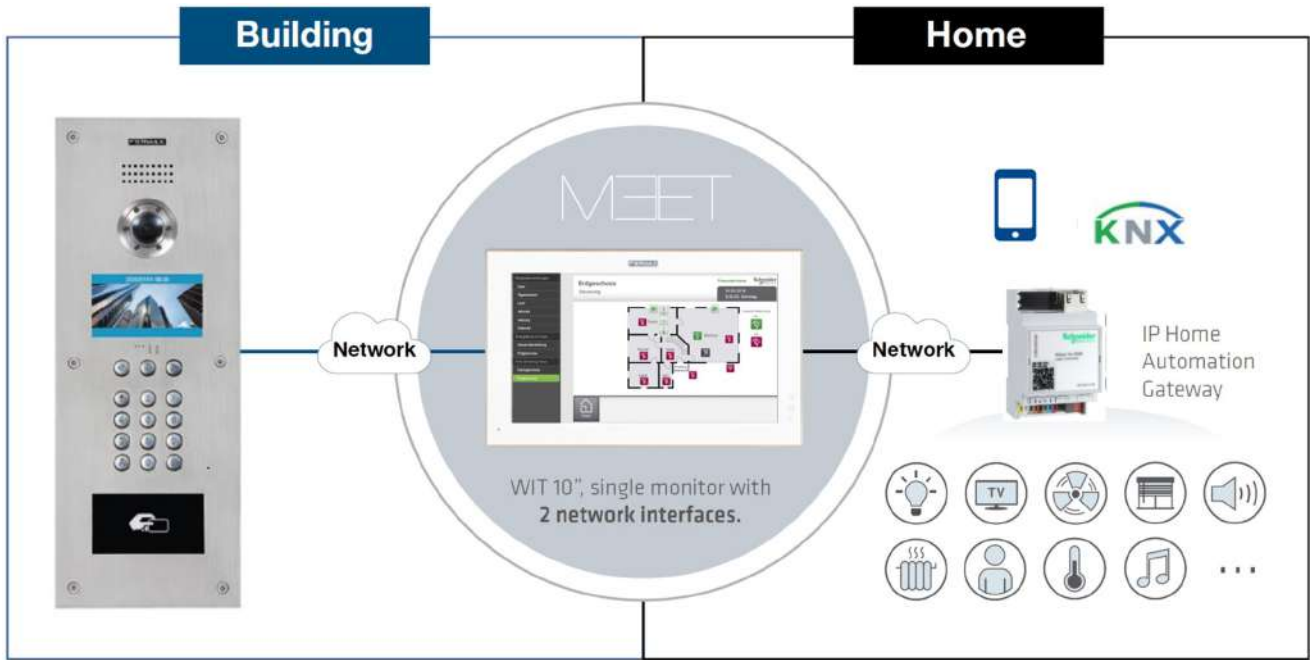
WISER FOR KNX GATEWAY INTEGRATION



WISER AND MEET IP SYSTEM INTEGRATION

It is possible to reduce costs on home automation projects by integrating the video intercom system with the home automation using MEET indoor monitors as the main user interface to control SCHNEIDER home automation.

SYSTEM ARCHITECTURE



FUNCTIONALITIES



APP CALL DIVERT ON SMARTPHONE



SMARTPHONE HOME AUTOMATION CONTROL

HOME AUTOMATION CONTROL FROM INDOOR MONITOR



ALARM RECEPTION ON MONITOR



INTERNAL MONITOR INTERCOM



IP CAMERA VISUALIZATION FROM MONITOR

BENEFITS



- Integration costs are decreased by using a single touch screen, the MEET indoor monitor, instead of 2 touch screens for home automation and video intercom.



- Solution aesthetic is improved since the amount of devices is minimized to 1 single intercom monitor.



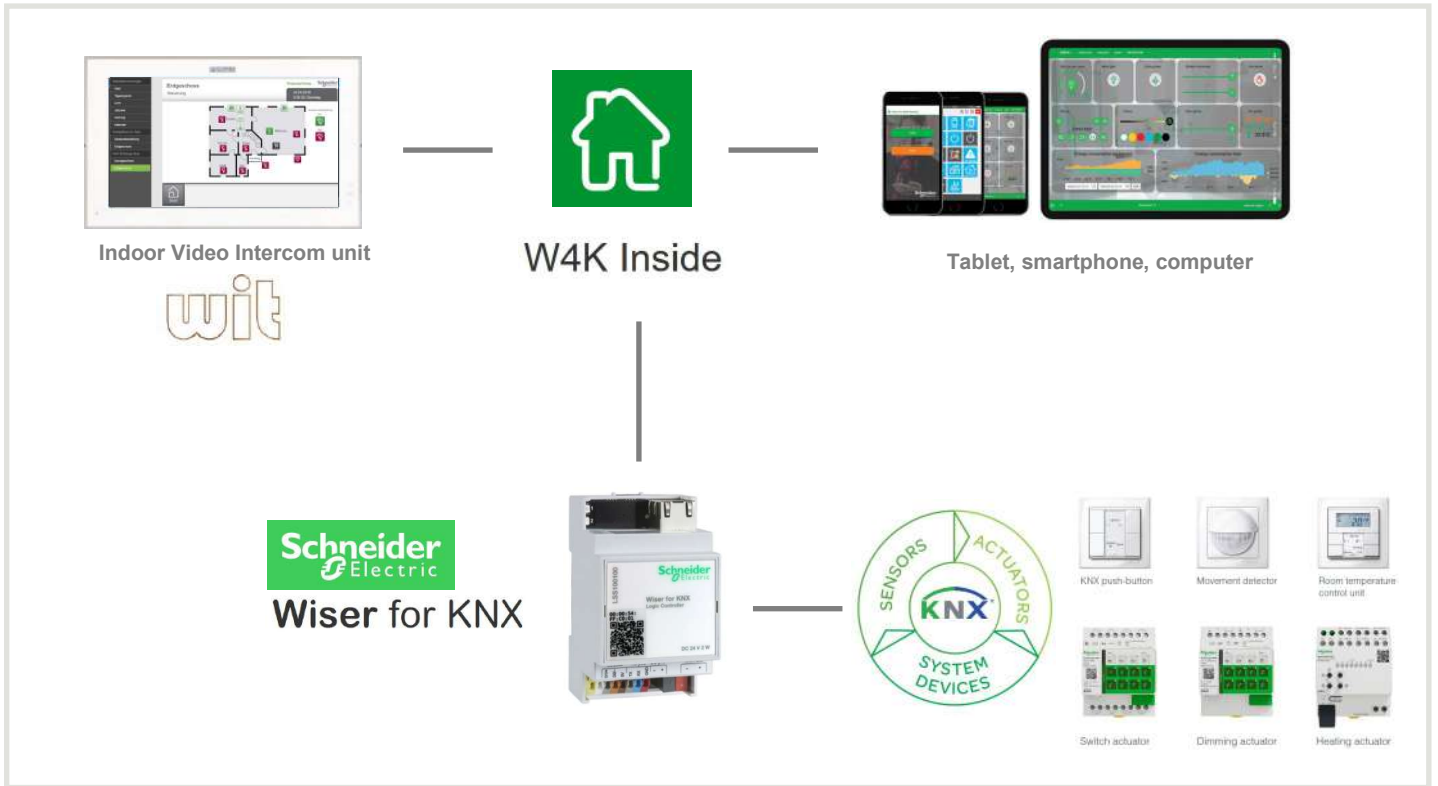
- Integration time and costs are dramatically reduced, due that there no SIP integration are required, so the Technical knowledge required to do the integration



- All specific residential video intercom functionalities are provided by FERMAX MEET system, which is designed to offer the best user experience for tenants and visitors.

- With the 10" WIT video monitor, building IP network and home local network are completely isolated thanks to its 2 RJx45 interfaces.

INTEGRATION ARCHITECTURE



In the same way the home automation can be controlled using smartphones or tablets, the through the Schneider W4K Inside App can be used in the WIT monitor, since it is Android based. In this way we can provide a fixed and centralised control device in the installation.

WIT monitor can interact easily with Schneider Wiser for KNX gateway, which is the main link with the home automation devices at home.

WIT monitor is available in white and black colour and there is a smaller version of 7" in case it fits better into the project than the 10" version.



INSTALLATION REMARKS

The APP installation on the monitor is done by a certification process, where the APP to be installed on the monitor must be sent and be certified by FERMAX so it can be installed through IP to all monitors.

Interoperability is based exclusively on Schneider WISER for KNX Gateway v2.5.1 with Touch 2 (previously named HomeLynk) and v1.0.10 W4K Inside. For other product versions please contact our Technical Support.

WHY FERMAX?

FERMAX is a worldwide reference in the video intercom industry. The products have been installed in the most emblematic projects in the world. FERMAX Distribution network, which is present in more than 70 countries, will provide the best Support and assistance.

MEET PRODUCT REFERENCE NUMBERS



WIT 7" Y 10" MONITORS



MILO 1 WAY PANEL



KIN PANEL



MARINE PANEL



INDOOR MONITORS

- 14701 7" WIT MONITOR PoE WHITE
- 14703 7" WIT MONITOR PoE BLACK
1 connector RJ-45. Dimensions: 212x132,5x20mm
- 14811 10" WIT MONITOR HOME AUTOMATION PoE WHITE
- 14813 10" WIT MONITOR HOME AUTOMATION PoE BLACK
2 connectors R-J45. Dimensions: 270x168x20mm
- 1489 10" WIT MONITOR FLUSH BOX
Dimensions: 255x155x50mm
- 9541 MIO/WIT MONITOR CONNECTOR
Mounting support for the MIO/WIT monitor on the wall.
Includes monitor connection cables.

OUTDOOR PANELS

- 1445 KIN TOUCH PANEL
Panel: 185x405x50 mm
- 1449 KIN PANEL FLUSH BOX
Panel: 170x382x58 mm
- 9516 KIN PANEL SURFACE BOX (STAINLESS STEEL)
Panel: 189x413x6,5-110 mm
- 1455 MARINE DIGITAL VIDEO PANEL MEET
155x 410x 49mm
- 1456 MARINE DIRECTORY PANEL MEET
155x410x49mm
- 1458 MARINE PANEL SURFACE BOX MEET
159x412x63,5mm
- 1459 MARINE PANEL FLUSH BOX MEET
141x394x60mm
- 14591 MEET FLUSH BOX JOINING BOLTS SET
Separation between 14mm flush boxes
- 9531 MILO DIGITAL VIDEO PANEL
- 9532 MILO TOUCH VIDEO PANEL
Panel: 155x380x48mm. 1,2 Mpx
- 9536 DIRECTORY MILO PANEL
Flush box 143x357x58mm
- 9542 MILO PANEL FLUSH BOX- L
Flush box 143x357x58mm
- 9517 MILO DIGITAL PANEL SURFACE BOX
Flush box: 160x387x66-108mm



Ref.LSS100100 WISER FOR KNX v2.5.1
W4K INSIDE Schneider App v1.0.10 (apk file)